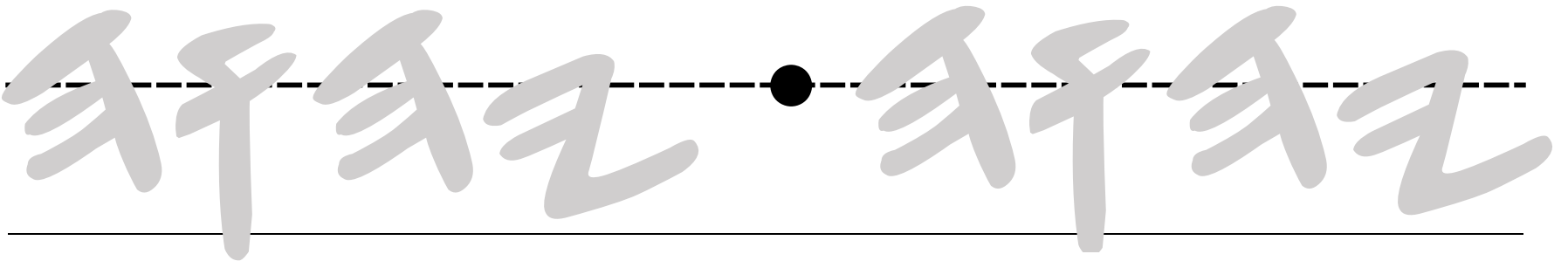
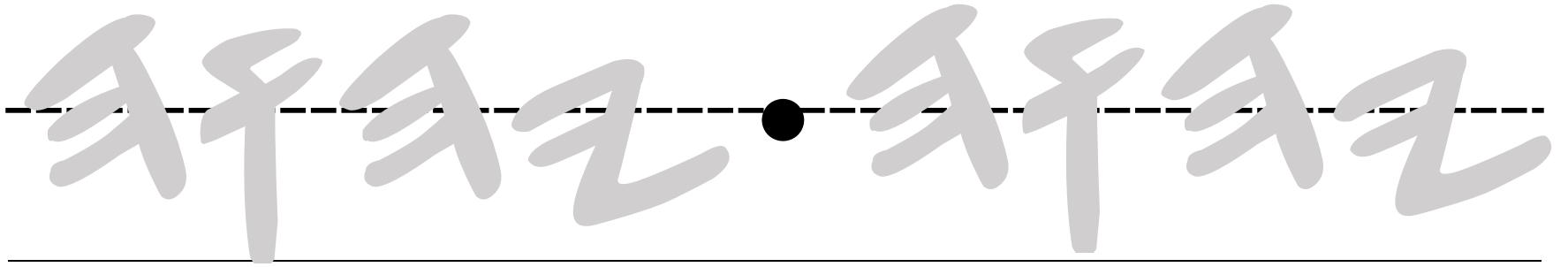
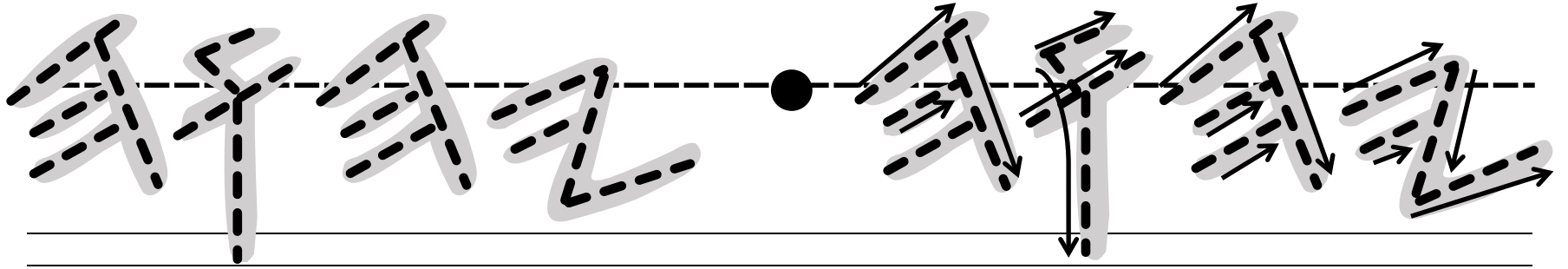


Trace and practice writing the name **ያኅዳኒ** below.



Practice writing the name **የኃይለማርያም** below.

Handwriting practice lines consisting of four sets of horizontal lines. Each set includes a solid top line, a dashed middle line, and a solid bottom line.




Practice writing the name **ያኅረ** below.

Handwriting practice lines consisting of four sets of horizontal lines. Each set includes a solid top line, a dashed middle line, and a solid bottom line, providing a guide for letter height and placement.

Find the name **የቶላሪ** in the puzzle below.




የ	ቶ	የ	ሪ	ዳ	ኦ	የ
ኦ	ቶ	ወ	ከ	ከ	ቶ	ቶ
የ	ቶ	የ	ሪ	ቶ	ቶ	የ
ቶ	ሃ	ላ	የ	ዳ	ከ	ሪ
ዳ	ዐ	ገ	ዳ	ቶ	ቶ	ቶ
ቶ	ገ	ቶ	ሃ	ወ	የ	ቶ
የ	ቶ	የ	ሪ	ዳ	ሃ	ሪ

Print out your flashcard. Color your image. Fold and cut.



****You can laminate after coloring the image.****

Color.



Handwriting practice characters: 天 (Tian), 平 (Ping), 风 (Feng), 气 (Qi).



Color in these bracelets with the name 阿年. Have a grown-up help cut them out and put them on.

To fasten the bracelet slide the slits together from top to bottom



YA'OH