


Day One: The sun was created

Color the sun, then trace and practice writing the day ᐱᐅᐅᐅᐅᐅ (Day One) below.



Tracing practice lines for the day ᐱᐅᐅᐅᐅ. The text is written in a stylized, rounded font with dashed lines for tracing. The text is positioned between two solid horizontal lines, with a dashed midline.

Trace and practice writing the day **ᠠᠨᠠᠳᠤᠰᠠᠫᠤᠯᠠᠩᠭᠠᠨ** (Day One) below.

ᠠᠨᠠᠳᠤᠰᠠᠫᠤᠯᠠᠩᠭᠠᠨ

ᠠᠨᠠᠳᠤᠰᠠᠫᠤᠯᠠᠩᠭᠠᠨ

ᠠᠨᠠᠳᠤᠰᠠᠫᠤᠯᠠᠩᠭᠠᠨ

Practice writing the day **ሐተታታይ** (Day One) below.

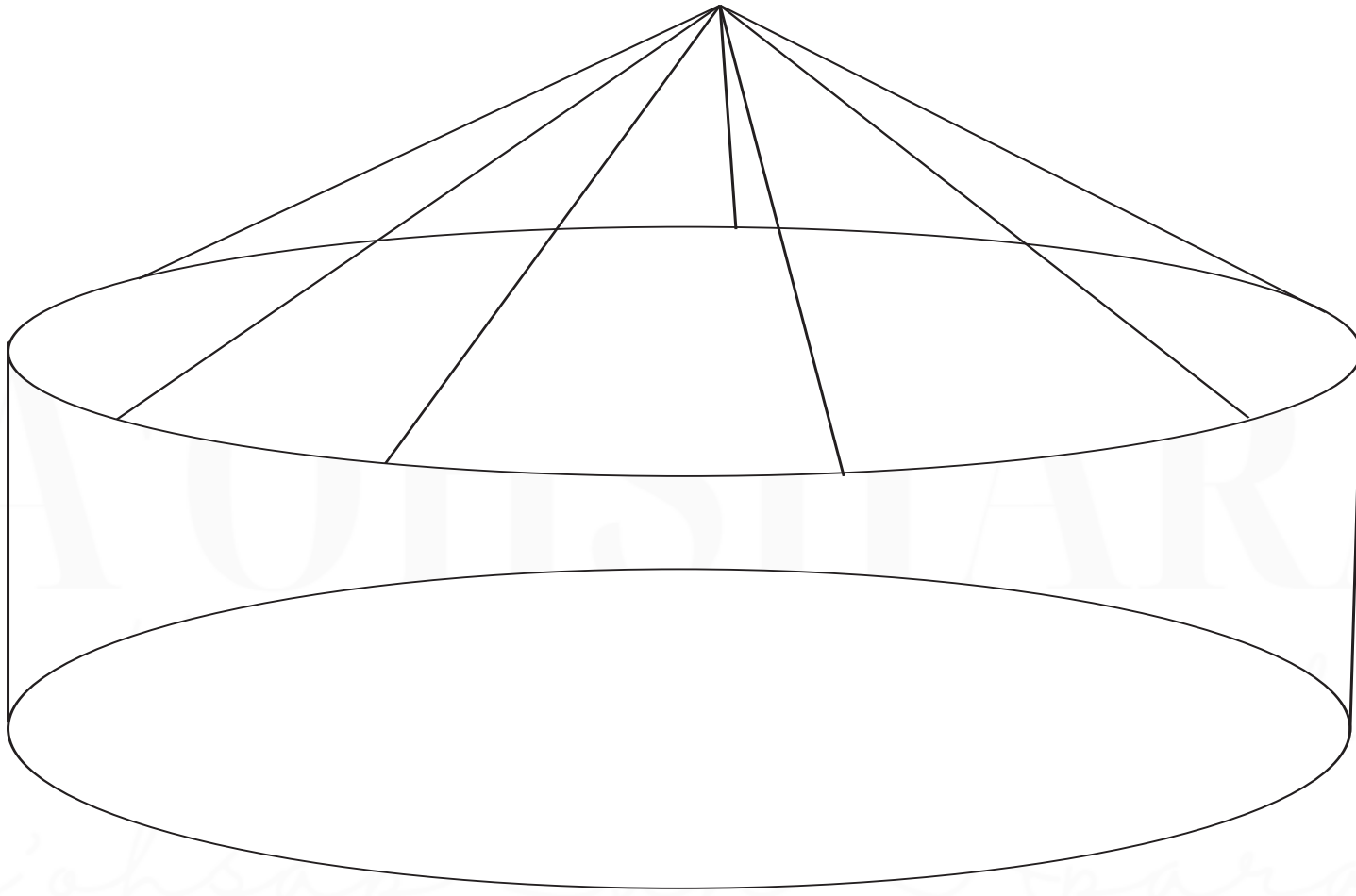
Hasanna Ashath

Ya'ahsap Ban Apasayon

YA'OHSIHARAL

Day Two: The firmament was created

Color an example of the firmament, then trace and practice writing the day *ጥንተ ዓለም* (Day Two) below.



Ya'ahsap paraym

ጥንተ ዓለም

Trace and practice writing the day *ጥዓላት* (Day Two) below.

ጥዓላት

ጥዓላት

ጥዓላት


Practice writing the day *የሁለተኛው ቀን* (Day Two) below.

Hasanna Ashath

Ya'ahsap, Ban, Apasayon

Day Three: The land masses and waters collect into seas

Color an example of the land masses and waters, then trace and practice writing the day **ጊዜው ስለገደቀ** (Day Three) below.



ጊዜው ስለገደቀ

Trace and practice writing the day *ግንቦት ፲፱፻፲፯* (Day Three) below.

ግንቦት ፲፱፻፲፯

ግንቦት ፲፱፻፲፯


ግንቦት ፲፱፻፲፯

Practice writing the day *ᐃᐃᐃᐃ ᐃᐃᐃᐃ* (Day Three) below.

Handwriting practice lines consisting of solid top and bottom lines with a dashed midline. The page contains four such sets of lines. Faint, large watermark text "YAWOHTSHARAI" is visible across the middle of the page, and faint cursive text "H... H... H..." and "Yachsap Ban Aparaym" is visible in the lower half.

Day Four: The moon and stars were created to join the sun

Color an example of the moon and stars, then trace and practice writing the day 𐌹𐌶𐌿𐌸𐌰𐌶𐌰𐌸𐌰 (Day Four) below.



𐌹𐌶𐌿𐌸𐌰𐌶𐌰𐌸𐌰

Trace and practice writing the day 2029 ጥቅም (Day Four) below.

2029 ጥቅም

2029 ጥቅም

2029 ጥቅም


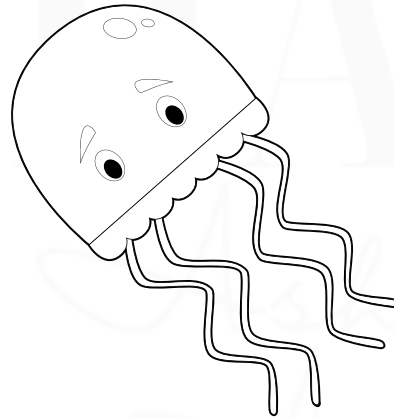





Practice writing the day 2029 ጥቅም (Day Four) below.

Hasanna Ashath

Ya'ohsap Ban Aparaym

Day Five: The marine and winged life were created.

Color some marine and winged life examples and trace and practice writing the day **ኒሠኒሃዕ፡ኘቶኒ**



ኒሠኒሃዕ፡ኘቶኒ

Trace and practice writing the day **ኃላኒኛ ቀን** (Day Five) below.

ኃላኒኛ ቀን

ኃላኒኛ ቀን

ኃላኒኛ ቀን

Practice writing the day **ረዓሪዳኅ ታኅሣሥ** (Day Five) below.



YAH'SHARAI

Hasanna Ashath

Ya'ohsap Ban Aparaym

Day Six: The land animals, Adam and his wife were created

Color some land animals, Adam, and his wife, then trace and practice writing the day **ጊዛውን ስራ (Day Six) below.**



ጊዛውን ስራ

Trace and practice writing the day *Ya'ohsap Ban Aparaym* (Day Six) below.

Ya'ohsap Ban Aparaym

Ya'ohsap Ban Aparaym

Ya'ohsap Ban Aparaym

Practice writing the day *ጊዮወሰን* (Day Six) below.

Hasanna Ashath

Ya'ohsap Ban Aparaym

Day Seven: Seventh day/Shabath day יָאֹה (YA'OH) rested after all his work

Color the name יָאֹה (YA'OH) and trace and practice writing the day יָשָׁבְתִּי / יָשָׁבְתִּי
(Day Seven/ Day Shabath) below.

יָאֹה

יָשָׁבְתִּי / יָשָׁבְתִּי

יָשָׁבְתִּי

Trace and practice writing the day **×᠑ᠠᠨᠵᠢᠰᠢᠨ / ᠨᠣᠷᠢᠨᠠᠨᠵᠢᠰᠢᠨ**
(Day Seven/ Day Shabath)below.

ᠨᠣᠷᠢᠨᠠᠨᠵᠢᠰᠢᠨ

×᠑ᠠᠨᠵᠢᠰᠢᠨ

ᠨᠣᠷᠢᠨᠠᠨᠵᠢᠰᠢᠨ




Practice writing the day **ጳጉሜ / ጌዓዳ**
(Day Seven/ Day Shabath) below.

ጳጉሜ

ጌዓዳ

ጳጉሜ

Color.



يا يارب العالمين



YA'OHSHARAL

*Hasanna Apath
Yashap Ban Aparayn*



Find the name **ਯਯਯ** in the puzzle below.

ਯ	ਯ	ਯ	ੜ	ਯ	×	ਯ
×	⊕	ੜ	ੜ	ੜ	⊕	ਯ
ਯ	ਯ	ਯ	ੜ	⊕	ੳ	ਯ
ੳ	ੳ	ੳ	ਯ	ੳ	ੜ	ੜ
ੳ	ੳ	ੳ	ਯ	ਯ	⊕	ੳ
⊕	ੳ	ੳ	ੳ	ੜ	ਯ	ੳ
ਯ	ਯ	ਯ	ੜ	ਯ	ੳ	ੜ

YAH'SHARAL

Hasanna Ahatk

Yahsap Baran Apa ay

Print out your flashcard. Color your image. Fold and cut.



****You can laminate after coloring the image.****